

PURE FLOW



VILMERS

Characteristics



Seven comfort zones.

Active Pocket 7-zone technology offers tailored support for different body parts, ensuring comfort regardless of body shape.



Edge Reinforcement.

The edge reinforcement helps to maintain the shape of the bed so that you can use the entire surface.



Upholstery Selection.

Choose from OEKO-TEX certified fabrics to create your dream sleeping space, blending timeless elegance and modern design for the perfect night's sleep.

Leather and eco-leather options are not available.



Comfort Options.

You can choose from five different mattress firmness levels.



Breathable mattress.

Breathable fabric offers superior comfort by facilitating air circulation.

Optional



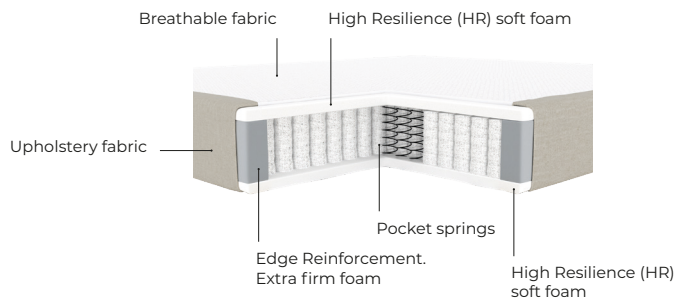
Storage.

The integrated lift-up storage compartment provides a spacious and convenient solution for keeping your essentials neatly organized beneath the bed.

PURE FLOW



1. Mattress composition.



2. Legs



Art no. 528
Plastic
(0.5")

Choose your size

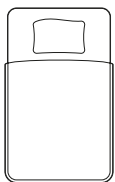
Bed

Art. code | 120S, 120Y


Art. code | 140S, 140Y

Art. code | 160S, 160Y


Art. code | 180S, 180Y




144



164



184

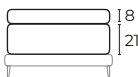


204


(S) Standard or (Y) with storage.

The overall length measurement includes the width of the headboard.


Mattress & Top Mattress




120 x 200



140 x 200

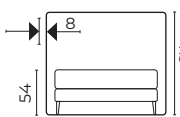


160 x 200

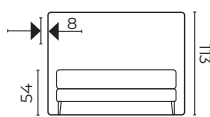


180 x 200

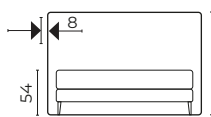
Headboard & seat height



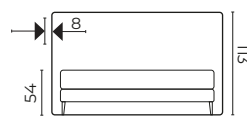
160



180



200



220

Height of bed including the main mattress.

Upholstered furniture is handmade using soft materials, therefore measurements can vary in all modules by up to +/-2cm.

PURE FLOW

Choose your comfort

Mattress



SOFT

A cozy soft feel for unparalleled comfort.



MEDIUM

A medium feel for the perfect balance.



FIRM

A firmer feeling for ultimate support.



DUAL

Combines Medium and Soft comfort levels.
(The choice is not available for 120x200 mattress).



DUAL

Combines Medium and Firm comfort levels.
(The choice is not available for 120x200 mattress).

Top Mattress



SOFT

Provide a firmer, smoother sleeping surface.



MEMORY

Contours to the shape of your body, providing personalized support.

Maintenance



Top mattress has easily removable and washable cover (in 30 degrees).



Mattress has easily removable and washable cover (depending on the characteristics of the selected fabric).



Mattress and top mattress are both two-sided, so it can be flipped and rotated regularly to improve long-term comfort and durability.